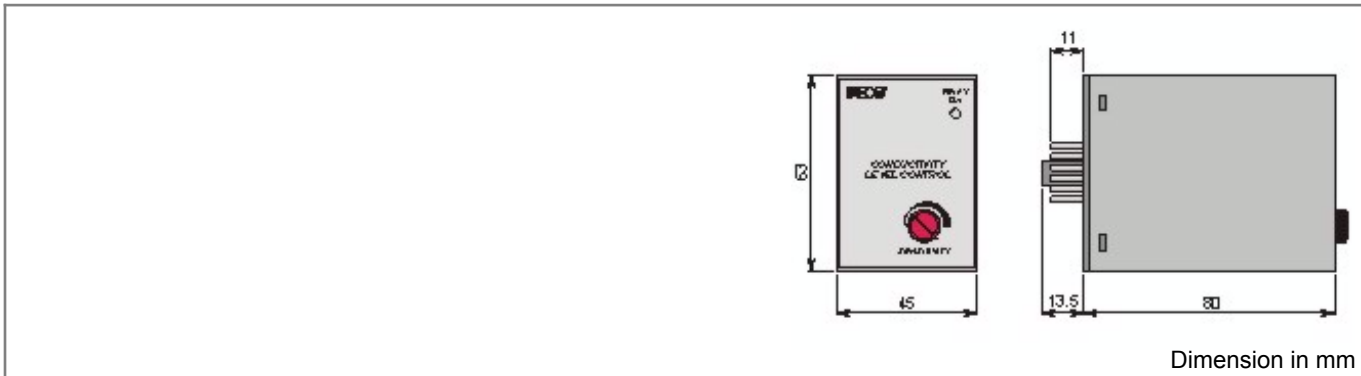
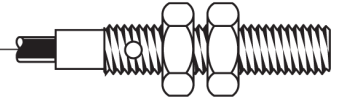


Part number: CLL000075 - Model: CL1001/O 24Vdc

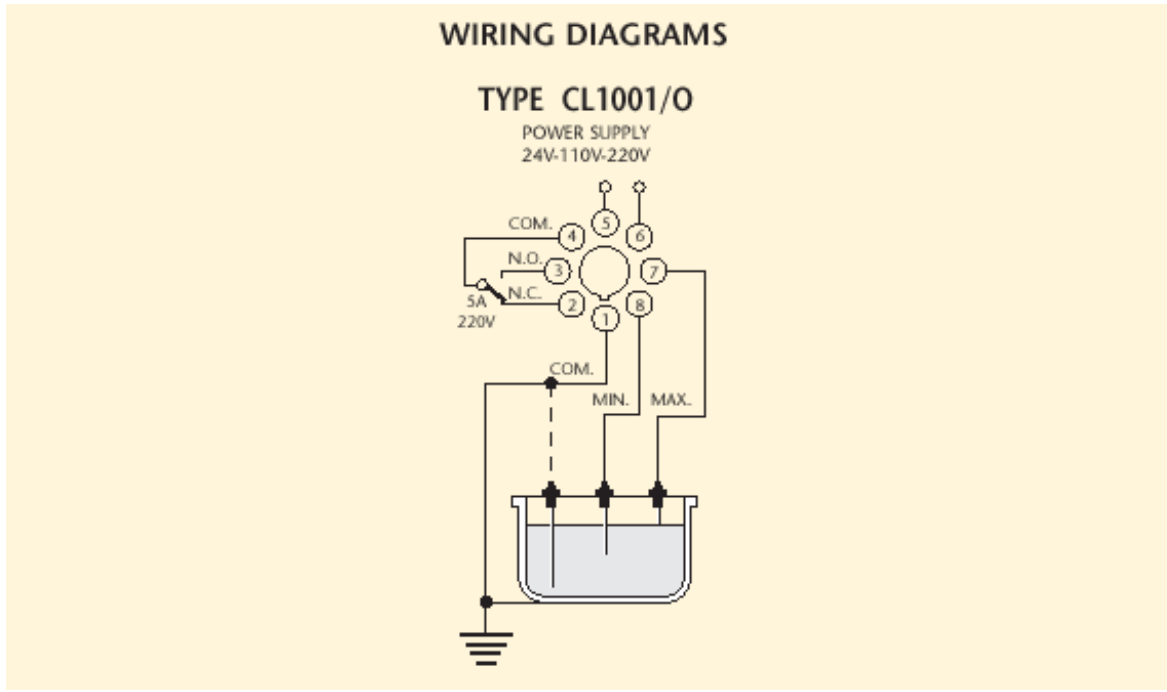


TECHNICAL CHARACTERISTICS	
Power supply:	Direct current
Working voltage:	24Vdc
Voltage between the electrodes:	5Vac
Output type:	Changeover relay
Absorption:	3.5 VA
Max. output current:	5 A @ 220Vac
Temperature limits:	-20 ÷ +60 °C
IP rating:	IP 40
Sensitivity:	2 ÷ 40 Kohm STANDARD (adjustable)
Anti-wave delay:	Present
Led indicator:	Relay ON-OFF
Housing material:	Plastic
Socket type:	Octal
Weight:	210 g



Part number: CLL000075 - Model: CL1001/O 24Vdc

WIRING DIAGRAM



INSTRUCTIONS FOR CORRECT INSTALLATION

ONE LEVEL CONTROL

Use a reference probe or the tank earthing and a level probe. (To be connected to the terminal that corresponds to the max. level).
When the liquid leaves the probe level max. the relay switches in order to permit the tank to be filled. (Use output contact N.C. of relay).

TWO LEVEL CONTROL (Filling)

Use a reference probe or the tank earthing, min. level probe and max. level probe. Tank filling begins the liquid leaves the minimum probe and switches off when the max. probe is reached. (Use output contact N.C. of relay).

TWO LEVEL CONTROL (To empty)

Use a reference probe or the tank earthing, min. level probe and max. level probe. The emptying begins when the liquid reaches the max. probe and switches off when the liquid abandons the min. probe. (Use output contact N.O. of relay).